


Home

Validate

General information about company	
Scrip code	500655
Name of the company	GARWARE POLYESTER LIMITED
Whether company is SME	Yes
Class of Security	Equity Shares
Type of report	Quarterly
Quarter Ended / Half year ended/Date of Report (For Prelisting / Allotment)	31-03-2017
Date of allotment / extinguishment (in case Capital Restructuring selected) / Listing Date	
Shareholding pattern filed under	Regulation 31 (1) (b)



Home

Validate

Sr. No.	Particular	Yes/No
1	Whether the Listed Entity has issued any partly paid up shares?	No
2	Whether the Listed Entity has issued any Convertible Securities ?	No
3	Whether the Listed Entity has issued any Warrants ?	No
4	Whether the Listed Entity has any shares against which depository receipts are issued?	No
5	Whether the Listed Entity has any shares in locked-in?	No
6	Whether any shares held by promoters are pledge or otherwise encumbered?	No
7	Whether company has equity shares with differential voting rights?	No




MARK

Table I - Summary Statement holding of specified securities

Note : Data will be automatically populated from shareholding pattern sheet - Data Entry Restricted in this sheet


Category (I)	Category of shareholder (II)	Nos. Of shareholders (III)	No. of fully paid up equity shares held (IV)	No. Of Partly paid-up equity shares held (V)	No. Of shares underlying Depository Receipts (VI)	Total nos. shares held (VII) = (IV)+(V)+ (VI)	Shareholding as a % of total no. of shares (calculated as per SCRR, 1957) (VIII) As a % of (A+B+C2)	Number of Voting Rights held in each class of securities (IX)				No. Of Shares Underlying Outstanding convertible securities (X)	No. of Shares Underlying Outstanding Warrants (XI)	No. Of Shares Underlying Outstanding convertible securities and No. Of Warrants (XI) (a)	Shareholding, as a % assuming full conversion of convertible securities (as a percentage of diluted share capital) (XI)=(VII)+(X) As a % of (A+B+C2)	Number of Locked in shares (XII)		Number of Shares pledged or otherwise encumbered (XIII)		Number of equity shares held in dematerialized form (XIV)
								No of Voting (XIV) Rights			Total as a % of (A+B+C)					No. (a)	As a % of total Shares held (b)	No. (a)	As a % of total Shares held (b)	
								Class eg: X	Class eg: Y	Total										
(A)	Promoter & Promoter Group	12	14074167			14074167	60.58	14,074,167.00		14,074,167.00	60.58			60.58					14074167	
(B)	Public	27718	9158227			9158227	39.42	9158227.00		9,158,227.00	39.42			39.42					7992115	
(C)	Non Promoter- Non Public																			
(C1)	Shares underlying DRs																			
(C2)	Shares held by Employee Trusts																			
	Total	27730	23232394			23232394	100	23232394.00		23232394.00	100.00			100					22066282	




Home

Validate

Sr.	Category & Name of the Shareholders (I)	Nos. Of shareholders (III)	No. of fully paid up equity shares held (IV)	Total nos. shares held (VII) = (IV)+(V)+ (VI)	Shareholding as a % of total no. of shares (calculated as per SCRR, 1957) (VIII) As a % of (A+B+C2)	Number of Voting Rights held in each class of securities(IX)			Shareholding , as a % assuming full conversion of convertible securities (as a percentage of diluted share capital) (XI)= (VII)+(X) As a % of (A+B+C2)	Number of equity shares held in dematerialized form (XIV)
						No of Voting (XIV)Rights		Total as a % of Total Voting rights		
						Class eg: X	Total			
A	Table II - Statement showing shareholding pattern of the Promoter and Promoter Group									
(1)	Indian									
(a)	Individuals/Hindu undivided Family	4	1873780	1873780	8.07	1873780.00	1873780	8.07	8.07	1873780
(b)	Central Government/ State Government(s)									
(c)	Financial Institutions/ Banks									
(d)	Any Other (specify)	7	11931792	11931792	51.36	11931792.00	11931792	51.36	51.36	11931792
	Sub-Total (A)(1)	11	13805572	13805572	59.42	13805572.00	13805572	59.42	59.42	13805572
(2)	Foreign									
(a)	Individuals (NonResident Individuals/ Foreign Individuals)	1	268595	268595	1.16	268595.00	268595	1.16	1.16	268595
(b)	Government									
(c)	Institutions									
(d)	Foreign Portfolio Investor									
(e)	Any Other (specify)									
	Sub-Total (A)(2)	1	268595	268595	1.16	268595.00	268595	1.16	1.16	268595
	Total Shareholding of Promoter and Promoter Group (A)=(A)(1)+(A)(2)	12	14074167	14074167	60.58	14074167.00	14074167	60.58	60.58	14074167
	Details of Shares which remain unclaimed for Promoter & Promoter Group									




Sr.	Category & Name of the Shareholders (I)	Nos. Of shareholders (III)	No. of fully paid up equity shares held (IV)	Total nos. shares held (VII) = (IV)+(V)+ (VI)	Shareholding as a % of total no. of shares (calculated as per SCRR, 1957) (VIII) As a % of (A+B+C2)	Number of Voting Rights held in each class of securities(IX)			Shareholding , as a % assuming full conversion of convertible securities (as a percentage of diluted share capital) (XI)= (VII)+(X) As a % of (A+B+C2)	Number of equity shares held in dematerialized form (XIV)
						No of Voting (XIV)Rights		Total as a % of Total Voting rights		
						Class eg: X	Total			
B	Table III - Statement showing shareholding pattern of the Public shareholder	Note : Kindly show details of shareholders having more than one percentage of total no of shares. Please refer software manual.								
(1)	Institutions									
(a)	Mutual Funds	9	6226	6226	0.03	6226	6226	0.03	0.03	376
(b)	Venture Capital Funds									
(c)	Alternate Investment Funds									
(d)	Foreign Venture Capital Investors									
(e)	Foreign Portfolio Investors	7	2355	2355	0.01	2355	2355	0.01	0.01	0
(f)	Financial Institutions/ Banks	17	3125	3125	0.01	3125	3125	0.01	0.01	2526
(g)	Insurance Companies	2	853956	853956	3.68	853956	853956	3.68	3.68	853756
(h)	Provident Funds/ Pension Funds									
(i)	Any Other (specify)	1	8850	8850	0.04	8850	8850	0.04	0.04	0
	Sub-Total (B)(1)	36	874512	874512	3.76	874512.00	874512	3.76	3.76	856658
(2)	Central Government/ State Government(s)/ President of India									
	Sub-Total (B)(2)									
(3)	Non-Institutions									
(a(i))	Individuals - i. Individual shareholders holding nominal share capital up to Rs. 2 lakhs.	26898	3335974	3335974	14.36	3335974	3335974	14.36	14.36	2375418
(a(ii))	Individuals - ii. Individual shareholders holding nominal share capital in excess of Rs. 2 lakhs.	24	2286833	2286833	9.84	2286833	2286833	9.84	9.84	2286833
(b)	NBFCs registered with RBI									
(c)	Employee Trusts									
(d)	Overseas Depositories (holding DRs) (balancing figure)									
(e)	Any Other (specify)	760	2660908	2660908	11.45	2660908	2660908	11.45	11.45	2473206
	Sub-Total (B)(3)	27682	8283715	8283715	35.66	8283715.00	8283715	35.66	35.66	7135457
	Total Public Shareholding (B)=(B)(1)+(B)(2)+(B)(3)	27718	9158227	9158227	39.42	9158227.00	9158227	39.42	39.42	7992115
Details of the shareholders acting as persons in Concert for Public										



Sr.	Category & Name of the Shareholders (I)	Nos. Of shareholders (III)	No. of fully paid up equity shares held (IV)	Total nos. shares held (VII) = (IV)+(V)+ (VI)	Shareholding as a % of total no. of shares (calculated as per SCRR, 1957) (VIII) As a % of (A+B+C2)	Number of Voting Rights held in each class of securities(IX)			Shareholding , as a % assuming full conversion of convertible securities (as a percentage of diluted share capital) (XI)= (VII)+(X) As a % of (A+B+C2)	Number of equity shares held in dematerialized form (XIV)
						No of Voting (XIV)Rights		Total as a % of Total Voting rights		
						Class eg: X	Total			


Details of Shares which remain unclaimed for Public

C Table IV - Statement showing shareholding pattern of the Non Promoter- Non Public shareholder										
1)	Custodian/DR Holder - Name of DR Holders (if Available)									
2)	Employee Benefit Trust (under SEBI (Share based Employee Benefit) Regulations, 2014)									
Total NonPromoter- Non Public Shareholding (C)= (C)(1)+(C)(2)										
	Total (A+B+C2)	27730	23232394	23232394	100.00	23232394.00	23232394	100.00	100.00	22066282
	Total (A+B+C)	27730	23232394	23232394	100.00	23232394.00	23232394	100.00	100.00	22066282
Disclosure of notes on shareholding pattern						Add Notes				



[Home](#)[Validate](#)


Searial No.	Name of the Shareholders (I)	PAN (II)	No. of fully paid up equity shares held (IV)	Total nos. shares held (VII) = (IV)+(V)+(VI)	Shareholding as a % of total no. of shares (calculated as per SCRR, 1957) (VIII) As a % of (A+B+C2)	Number of Voting Rights held in each class of securities			Shareholding, as a % assuming full conversion of convertible securities (as a percentage of diluted share capital) (XI) = (VII)+(Xi)(a) As a % of (A+B+C2)	Number of equity shares held in dematerialized form (XIV)	Reason for not providing PAN
						No of Voting (XIV) Rights		Total as a % of Total Voting rights			
						Class eg:X	Total				
A1(a) Individuals/Hindu undivided Family											
<div style="display: flex; justify-content: space-between;"> Add Delete </div>											
1	Shashikant Bhalchandra Garware	AANPG8162E	1163001	1163001	5.01	1163001.00	1163001.00	5.01	5.01	1163001	
2	Sheela Shashikant Garware	AAFPG9478D	175465	175465	0.76	175465.00	175465.00	0.76	0.76	175465	
3	Monika Rajiv Garware Modi	AEQPG3834C	267504	267504	1.15	267504.00	267504.00	1.15	1.15	267504	
4	Sarita Garware Ramsay	AAMPG2663H	267810	267810	1.15	267810.00	267810.00	1.15	1.15	267810	
Click here to go back			Total	1873780	1873780	8.07	1873780.00	1873780.00	8.07	1873780	



Home

Validate

Searial No.	Category	Name of the Shareholders (I)	PAN (II)	No. of the Shareholders (I)	No. of fully paid up equity shares held (IV)	Total nos. shares held (VII) = (IV)+(V)+(VI)	Shareholding as a % of total no. of shares (calculated as per SCRR, 1957) (VIII) As a % of (A+B+C2)	Number of Voting Rights held in each class of securities			Shareholding, as a % assuming full conversion of convertible securities (as a percentage of diluted share capital) (XI) = (VII)+(X)	Number of equity shares held in dematerialized form (XIV)	Reason for not providing PAN
								No of Voting (XIV) Rights		Total as a % of Total Voting rights			
								Class eg: X	Total				
A1(d)	Any Other (specify)												
	Add	Delete											
1	Bodies Corporate	B.D.Garware Research Centre	AAACB1748D	1	1242216	1242216	5.35	1242216.00	1242216.00	5.35	5.35	1242216	
2	Bodies Corporate	Great View Real Estate Pvt. Ltd.	AAECG9507D	1	469175	469175	2.02	469175.00	469175.00	2.02	2.02	469175	
3	Bodies Corporate	Garware Industries Limited	AAACY5779P	1	235000	235000	1.01	235000.00	235000.00	1.01	1.01	235000	
4	Trusts	S. B. Garware Family Trust	AAKTS6298L	1	9982401	9982401	42.97	9982401.00	9982401.00	42.97	42.97	9982401	
5	Trusts	Monika Garware Benefit Trust	AACTM9009M	1	1000	1000	0.00	1000.00	1000.00	0.00	0.00	1000	
6	Trusts	Sarita Garware Benefit Trust	AAKTS6506R	1	1000	1000	0.00	1000.00	1000.00	0.00	0.00	1000	
7	Trusts	Sonia Garware Benefit Trust	AAKTS6878E	1	1000	1000	0.00	1000.00	1000.00	0.00	0.00	1000	
	Click here to go back		Total	7	11931792	11931792	51.36	11931792.00	11931792.00	51.36	51.36	11931792	



[Home](#)[Validate](#)

Searial No.	Name of the Shareholders (I)	PAN (II)	No. of fully paid up equity shares held (IV)	Total nos. shares held (VII) = (IV)+(V)+(VI)	Shareholding as a % of total no. of shares (calculated as per SCRR, 1957) (VIII) As a % of (A+B+C2)	Number of Voting Rights held in each class of securities			Shareholding, as a % assuming full conversion of convertible securities (as a percentage of diluted share capital) (XI) = (VII)+(X) As a % of (A+B+C2)	Number of equity shares held in dematerialized form (XIV)	Reason for not providing PAN
						No of Voting (XIV) Rights		Total as a % of Total Voting rights			
						Class eg: X	Total				
A2(a) Individuals (NonResident Individuals/ Foreign Individuals)											
<div style="display: flex; justify-content: space-between;"> Add Delete </div>											
1	Sonia Shashikant Garware	AADPG5422B	268595	268595	1.16	268595.00	268595.00	1.16	1.16	268595	
	Click here to go back	<u>Total</u>	268595	268595	1.16	268595.00	268595.00	1.16	1.16	268595	



